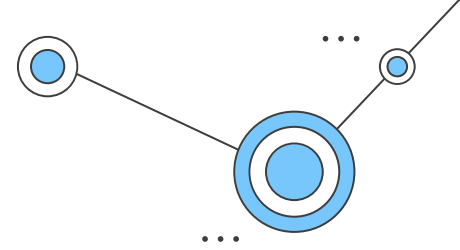


Responsibility

Part 2 - Technology

Part 1 Recap



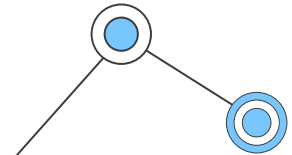
Your School Experience

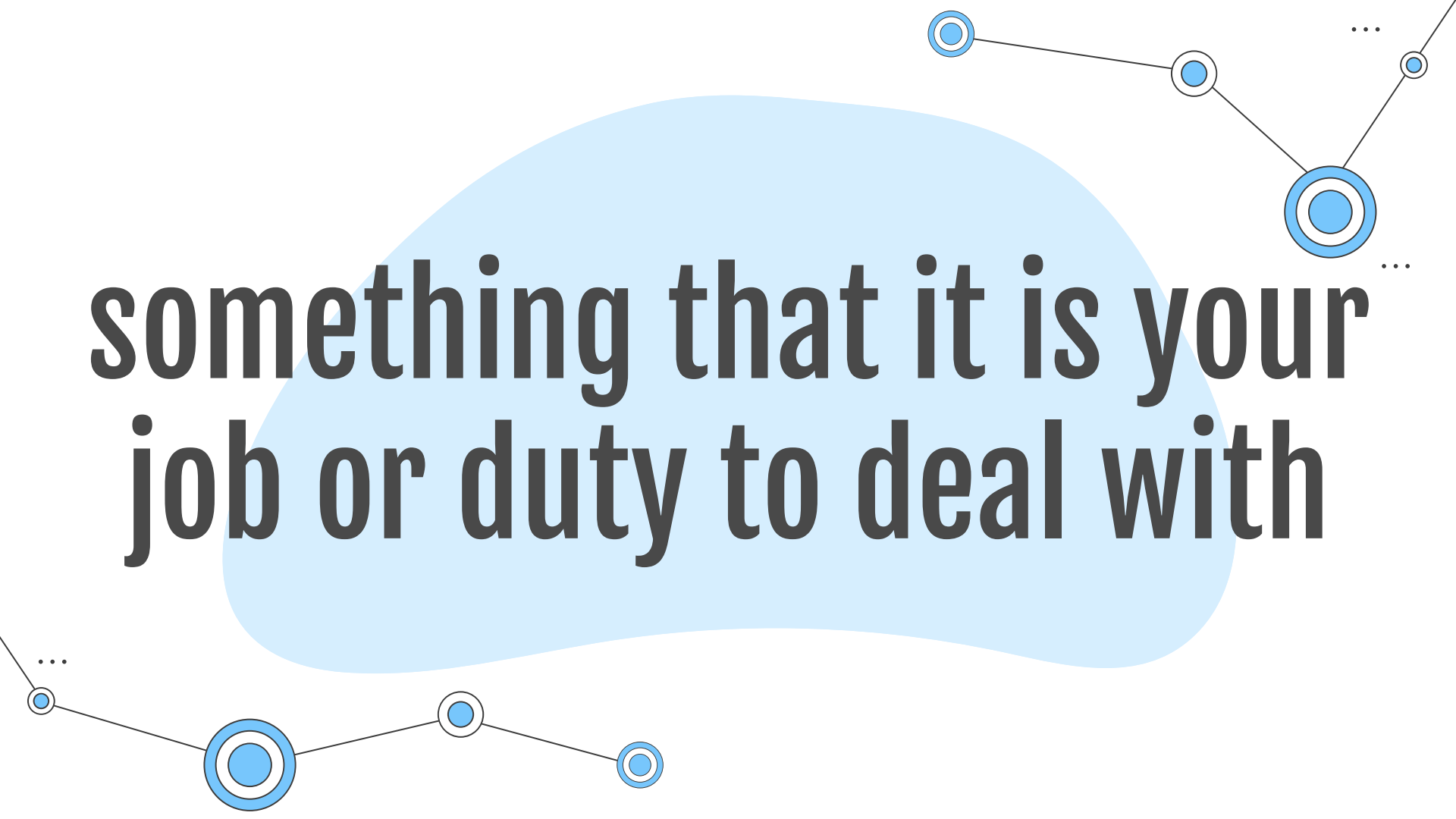
You are in control of your own experience in school

DMA Deployment

Charge and Backup. Unlink if needed.

iPads and You
You have the responsibility to take good care of it





**something that it is your
job or duty to deal with**

Table of Contents

01

Username and Passwords

The Basics and What You Need To Know

...

02

Use of School Devices

Rules Governing Use


...

03

DMA Deployment

Follow-Up

...






01

Username and Passwords

The Basics and What You Need To
Know



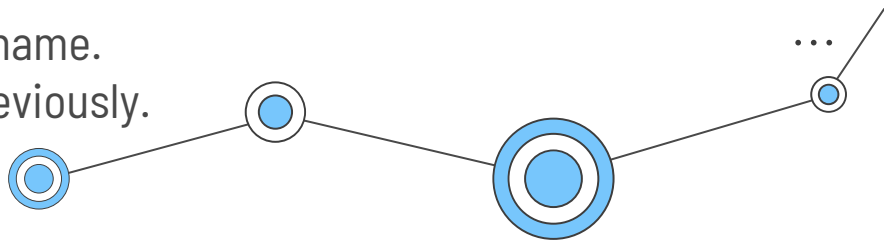


Your MIMS Account

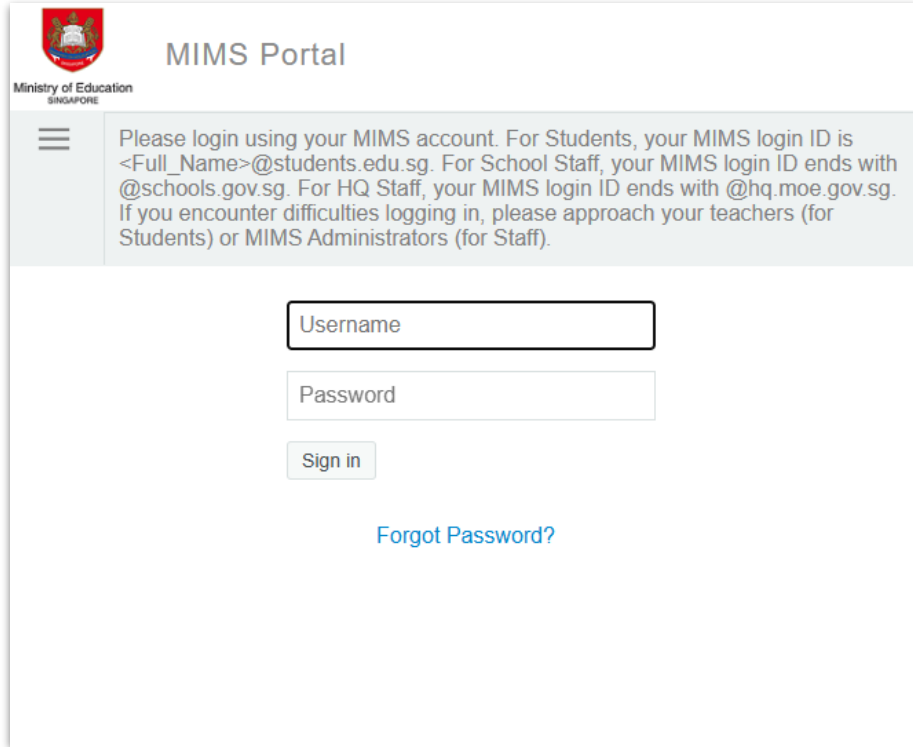
name@students.edu.sg
(e.g. tan_meng_hui_john@students.edu.sg)



Password Requirements:

- Password is case sensitive.
 - Must be at least 12 characters long.
 - Must include at least 1 number.
 - Must have at least 1 lowercase letter.
 - Must have at least 1 uppercase letter.
 - Must not include part of your name or user name.
 - New password must not have been used previously.
- 

Your MIMS Account



The screenshot shows the MIMS Portal login interface. At the top left is the Ministry of Education Singapore logo. The page title is "MIMS Portal". Below the title is a grey box with login instructions: "Please login using your MIMS account. For Students, your MIMS login ID is <Full_Name>@students.edu.sg. For School Staff, your MIMS login ID ends with @schools.gov.sg. For HQ Staff, your MIMS login ID ends with @hq.moe.gov.sg. If you encounter difficulties logging in, please approach your teachers (for Students) or MIMS Administrators (for Staff)." Below this are three input fields: "Username", "Password", and a "Sign in" button. At the bottom of the form is a link for "Forgot Password?".



Gmail


SINGAPORE

Student Learning Space



ALL EARS
Form Builder

Tips for Your Password



- Use a phrase that describes your likes/dislikes (e.g. McSpicyTheBest)
- Change letters into numbers or symbols (e.g. McSp1cyTheBe5t)
- Set up Challenge Questions for Self-Reset
- Change your password before expiry



02

Use of School Devices

Rules Governing Use



Reminder



- School IT Resources (e.g. laptops, AppleTV, HDMI cables, etc) are a shared resource
- By using them, you are deemed responsible for the device's condition
- Vandalism is a serious offence
- Remember to turn off projectors when not in class



03

DMA Deployment

Follow Up



What's Next?

- Make sure that you are connected to PDLP@SSOE2025
- Apps will be pushed down progressively
- Check your students.edu.sg email for regular updates

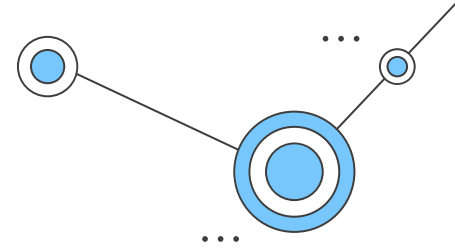


What's Next?



- Students not onboarded
 - Today: 2R1 Classroom after school
 - Head to the ICT Service Centre for onboarding during recess/lunch
 - Deadline for onboarding: 17 January

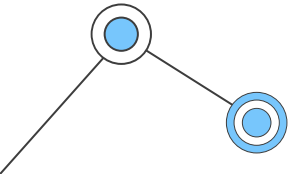
To Summarise



...
School ICT Infrastructure
You have the responsibility to take good care of it

Usernames and Passwords
Remember them well to prevent disruption

...
DMA Deployment
Do it as soon as possible



Thanks!

Do you have any questions?

Mr Nicholas Chua
chua_teck_kwan_nicholas@moe.edu.sg



CREDITS: This presentation template was created by [Slidesgo](#), including icons by [Flaticon](#), infographics & images by [Freepik](#) and illustrations by [Stories](#)

Please keep this slide for attribution

